




Modularity

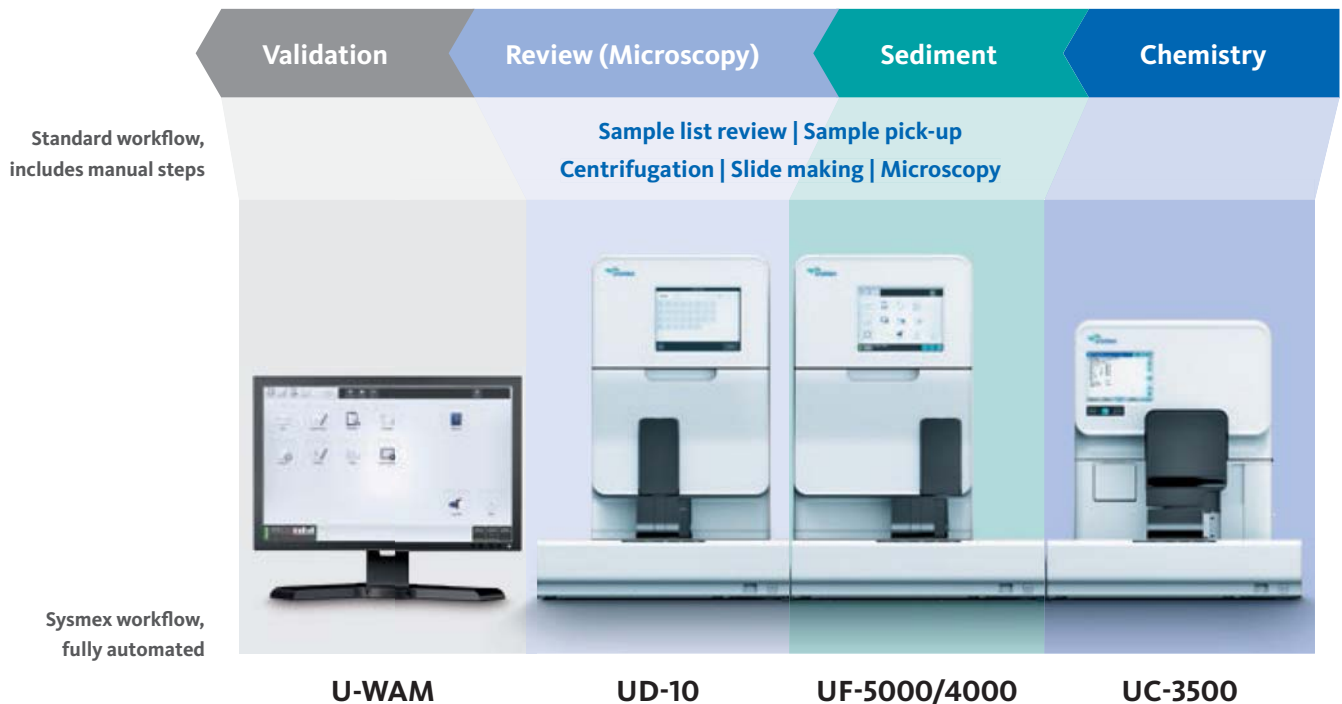


UN-SERIES

The modular way of urinalysis



Shaping the Advancement of Healthcare



Set up the workflow you want

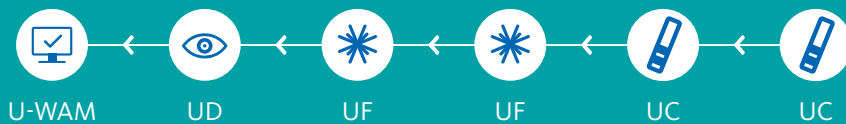
The modularity of UN-Series offers you freedom

With our UN-Series we cover the complete urinalysis workflow while offering maximum flexibility: You can select your solution to set up the workflow as you need it. Whatever your choice, it means there will be no more hands-on urinalysis as the whole process is automated. Finally, you get all the results on one screen, with all data centralised in one workstation.

- UF is the core system: fast, standardised and sensitive particle analysis
- Don't waste time looking at samples you don't have to see – imaging only for selected samples
- Control your workflow with advanced rule functionalities
- Test strip, sediment, cross check and digital images on one screen – simplifies result interpretation
- Analyse urine samples at the time they arrive in the lab – even during night shifts; review and validate them the next morning without losing information, since all data incl. digital images are stored

Scalability included

Whatever urinalysis solution you start with, you can flexibly extend it by adding extra modules at a later stage. This ensures your investment is not lost if your lab is growing, since your urinalysis solution will grow with you. Both up- and downscaling (e.g. if order profiles change or you need to split your solution) is possible at any point in time.



You can connect up to five modules in one line. All configurations are available as benchtop models or with wagons. To handle more sample tubes at a time by loading more racks on the system, you can add extra sample entry and exit modules.



 UD

To complete your automated urinalysis, UD performs digital image analysis on those samples that need further investigation. You can define the trigger criteria for UD analysis.

 UF


Use UF, the core module of the complete solution, for a comprehensive sediment analysis. You can process all samples on UF or you can do an automatic selection based on the UC results.

 UC

Start with a high-speed test strip analysis of your urine samples.

UC 

If you only want to perform test strip analysis, the UC-3500 is available as a stand-alone analyser.



 UF

Thanks to its wide parameter spectrum, UF-5000/4000 can be perfectly used as a stand-alone analyser in your urinalysis lab.



UD

To complete your automated urinalysis, UD performs digital image analysis on those samples that need further investigation. You can define the trigger criteria for UD analysis.



UF

If you don't need test strip analysis, UF becomes the primary analyser for all your urine samples, performing sediment analysis by flow cytometry.

UF

Use UF for a comprehensive sediment analysis. You can process all samples on UF or you can do an automatic selection based on the UC results.

UC

Start with a high-speed test strip analysis of your urine samples.



UN-Series in the lab: exemplary workflows

Microbiology lab

Run your incoming samples initially on the UF-5000/4000 to find out whether samples are positive or negative for bacteriuria. Using a UF in your microbiology lab allows you to rapidly identify negative samples and proceed immediately with the UTI-positive ones. Using the additional Gram info from the UF, you can select specific culture media for incubating the positive samples and check possible treatment options. With this workflow, you can save a lot of time as initial results become available within minutes instead of days. This means you can start treatment earlier and more targeted, and know at once when you can go without treatment.

For visualisation and archiving of all cell types you wish to see, for instance for education purposes, you can add a UD-10 digital imaging device as an option to your UF.



Biochemistry lab

Start processing your urine samples with fast screening by the UC-3500, using test strips that include both creatinine and microalbumin tests. Based on the results of the test strip, the data manager U-WAM decides by rule settings which samples need to undergo sediment analysis. This happens fully automatically. With up to 27 parameters, particle analysis by the UF is very comprehensive, covering all pathological particle types and differentiating the relevant ones. If more investigation of certain particles is requested, you can perform manual sediment for those samples or opt for a UD-10, fully automating your urinalysis right through.

Design and specifications may be subject to change due to further product development.
Changes are confirmed by their appearance on a newer document and verification according to its date of issue.

© Copyright 2016 – Sysmex Europe GmbH

Authorised representative: Sysmex Europe GmbH
Bornbarch 1, 22848 Norderstedt, Germany · Phone +49 40 52726-0 · Fax +49 40 52726-100 · info@sysmex-europe.com · www.sysmex-europe.com

Manufacturer: Sysmex Corporation
1-5-1 Wakinohama-Kaigandori, Chuo-ku, Kobe 651-0073, Japan · Phone +81 78 265-0500 · Fax +81 78 265-0524 · www.sysmex.co.jp

You will find your local Sysmex representative's address under www.sysmex-europe.com/contacts